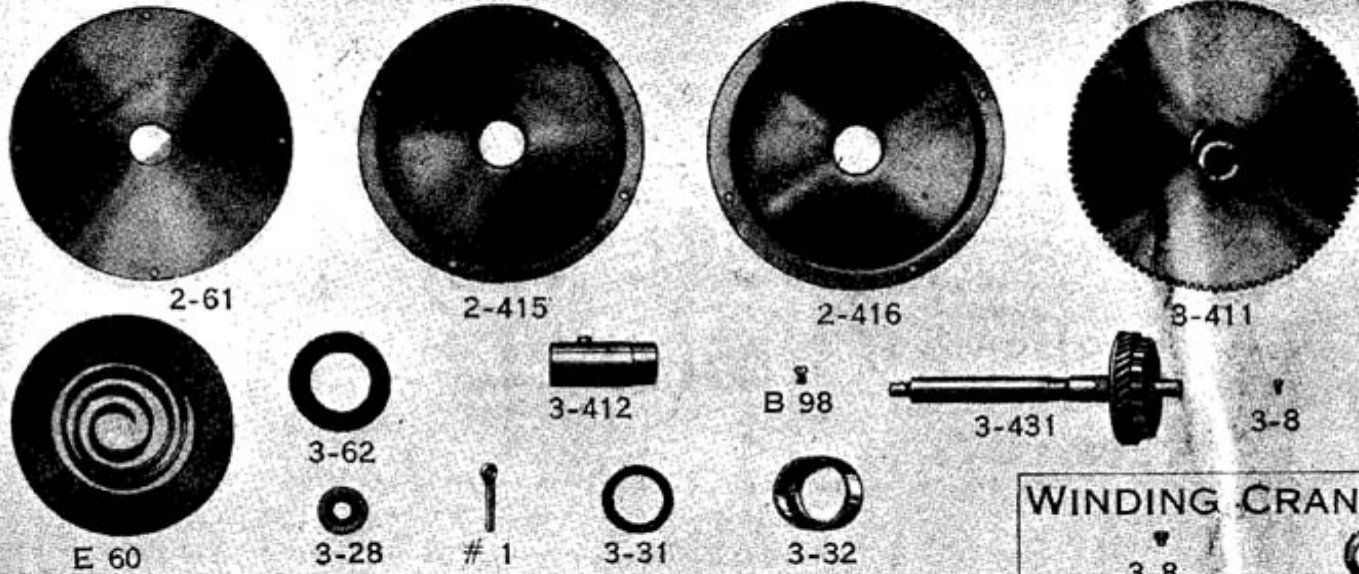
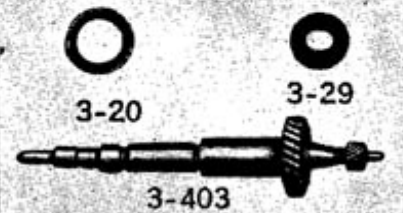


Repair Parts for the No. 2 Motor

SPRING BARREL UNIT

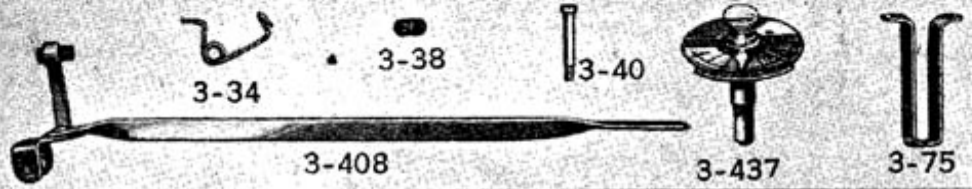


TURNTABLE UNIT ALSO SEE PAGE 19

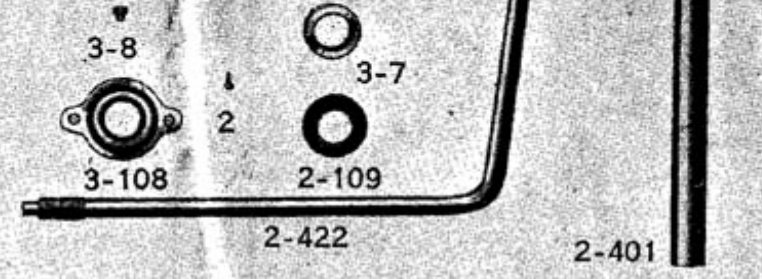


TOP PLATE UNIT SEE PAGES 20 AND 21


REGULATOR UNIT




WINDING CRANK UNIT







MOTOR FRAME CASTING UNIT



GOVERNOR UNIT




Repair Parts for the No. 3 Motor

<h3>SPRING BARREL UNIT</h3> 				<h3>TURNTABLE UNIT</h3> <p>ALSO SEE PAGE 19</p> 	
<h3>REGULATOR UNIT</h3>				<h3>TOP PLATE UNIT</h3> <p>SEE PAGES 20 AND 21</p>	
<h3>MOTOR FRAME CASTING UNIT</h3> 				<h3>WINDING CRANK UNIT</h3> <p>3-401</p>	
<h3>GOVERNOR UNIT</h3> 					

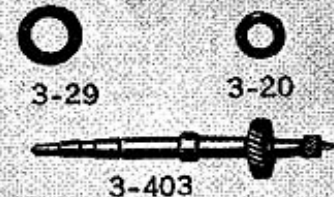
Repair Parts for the No. 4 Motor

SPRING BARREL UNIT



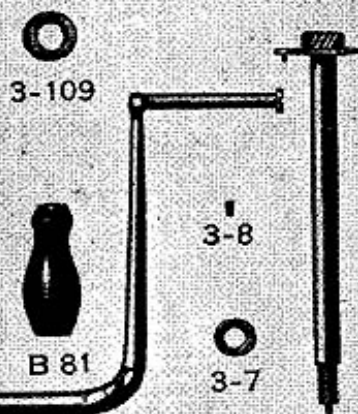
TURNTABLE UNIT

ALSO SEE PAGE 19




TOP PLATE UNIT

SEE PAGES 20 AND 21



REGULATOR UNIT




3-108




WINDING CRANK UNIT

MOTOR FRAME CASTING UNIT




GOVERNOR UNIT



Repair Parts for the Type "B" Motor


MOTOR FRAME CASTING UNIT



B 400

B 74

REGULATOR UNIT



B 407A

B 34

B 118

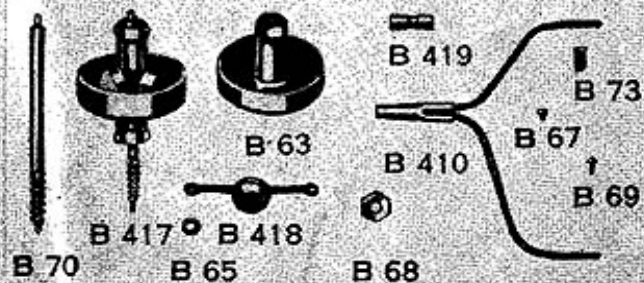
B 35

B 40

B 33

B 38

GOVERNOR UNIT



B 27

B 70

B 417

B 63

B 418

B 65

B 68

B 419

B 410

B 73

B 67

B 69

SPRING BARREL UNIT



B 411

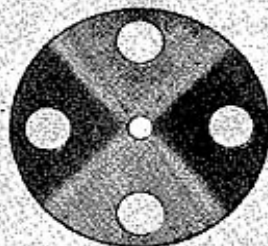
B 412

B 415

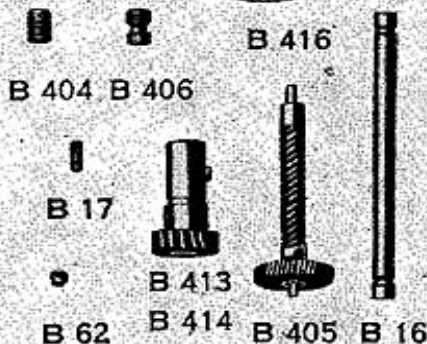
B 416



B 60



B 61



B 404

B 406

B 17

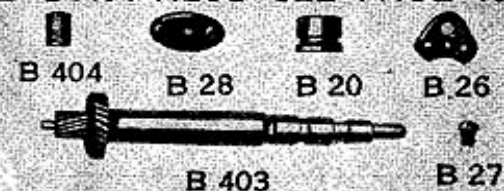
B 413

B 414

B 405

B 16

TURNTABLE UNIT ALSO SEE PAGE 19



B 404

B 28

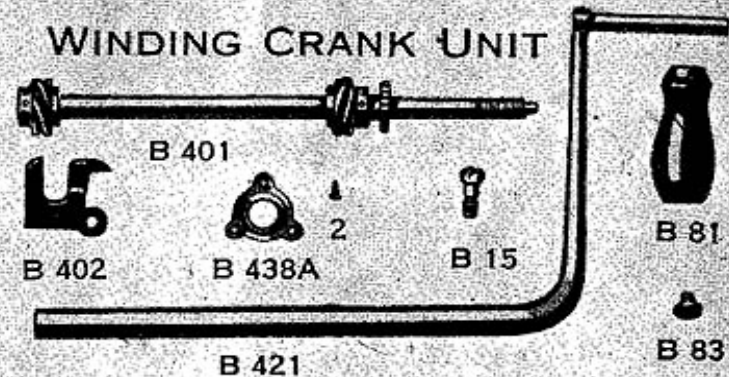
B 20

B 26

B 403

B 27

WINDING CRANK UNIT



B 401

B 402

B 438A

B 15


B 421

B 81


B 83

Repair Parts for the Type "C" Motor

SPRING BARREL UNIT




TURNTABLE UNIT ALSO SEE PAGE 19

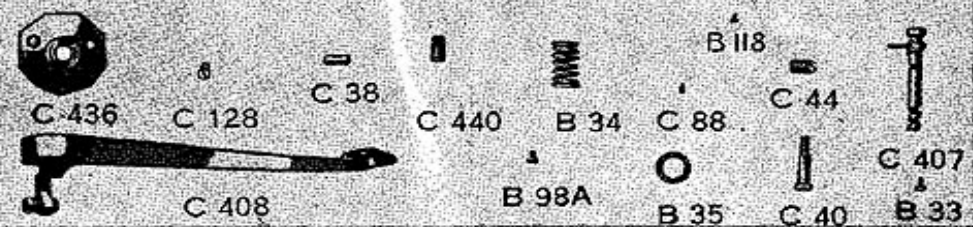


TOP PLATE UNIT ALSO SEE PAGES 20 AND 21


GOVERNOR UNIT



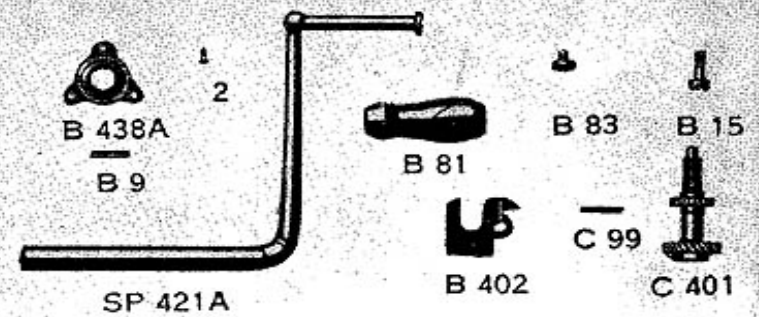
REGULATOR UNIT



MOTOR FRAME CASTING UNIT




WINDING CRANK UNIT



Repair Parts for the Type "D" Motor

SPRING BARREL UNIT



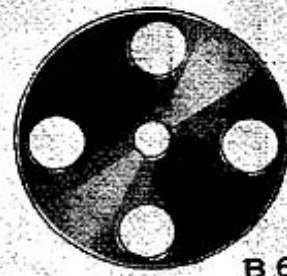
C 411



D 416




D 415



B 61



C 413



D 16



B 73



B 62



B 60

TURNTABLE UNIT ALSO SEE PAGE 19



3-29



3-20



C 18

TOP PLATE UNIT SEE PAGES 20 AND 21

GOVERNOR UNIT



B 418



B 63



C 403



B 70

B 73

3-8



B 417

B 69

B 67

B 65

B 68

B 419

REGULATOR UNIT

T
B 118



C 436

C 128

C 38

C 440

B 34

C 88

C 44



C 407



C 408


B 98A

B 35

C 40

B 33

MOTOR FRAME CASTING UNIT




D 1



C 404

B 73



C 405

WINDING CRANK UNIT



B 438A

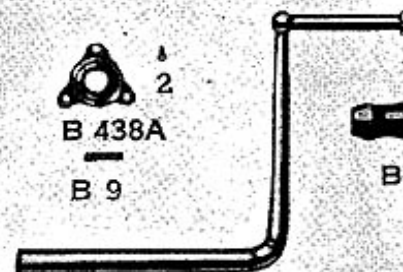
B 9



B 83



B 15



3-421



B 81



B 402



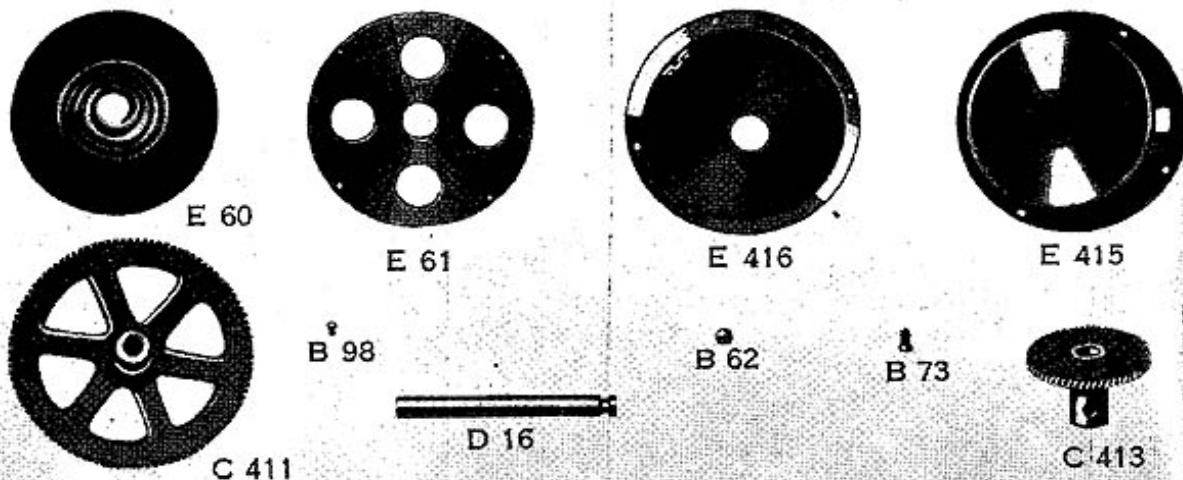
C-99




C 401

Repair Parts for the Type "E" Motor

SPRING BARREL UNIT



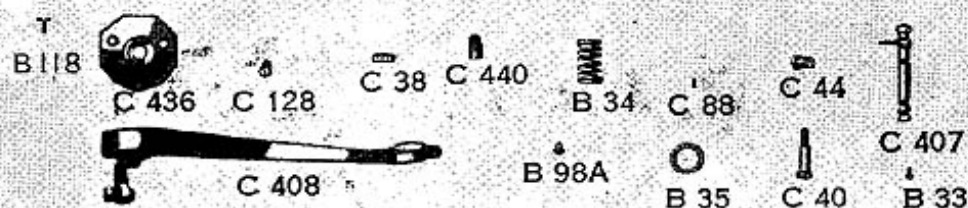
TURNTABLE UNIT ALSO SEE PAGE 19



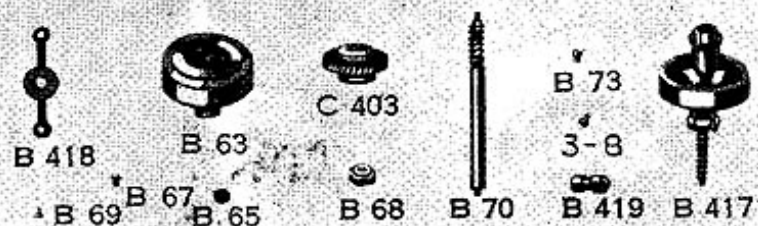
TOP PLATE UNIT

ALSO SEE PAGES 20 AND 21

REGULATOR UNIT



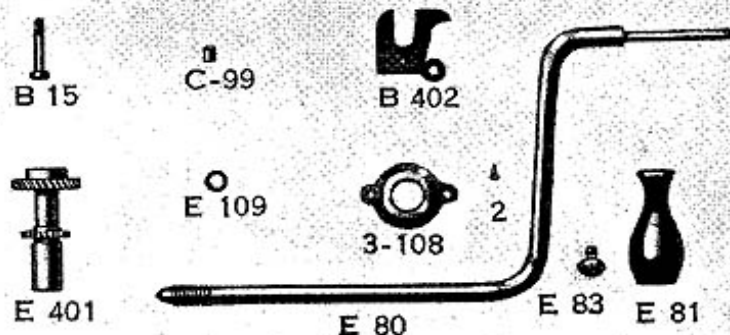
GOVERNOR UNIT



MOTOR FRAME CASTING UNIT




WINDING CRANK UNIT



Repair Parts for the Type "F" Motor

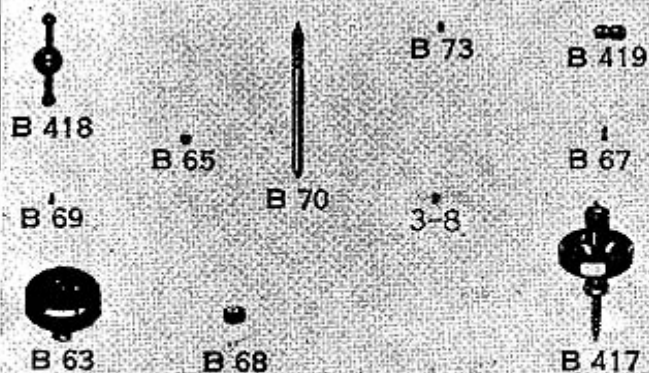
SPRING BARREL UNIT



TURNTABLE UNIT ALSO SEE PAGE 19



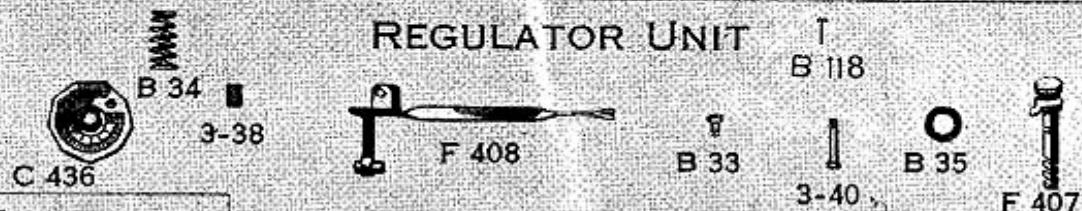
GOVERNOR UNIT




TOP PLATE UNIT

ALSO SEE PAGES 20 AND 21

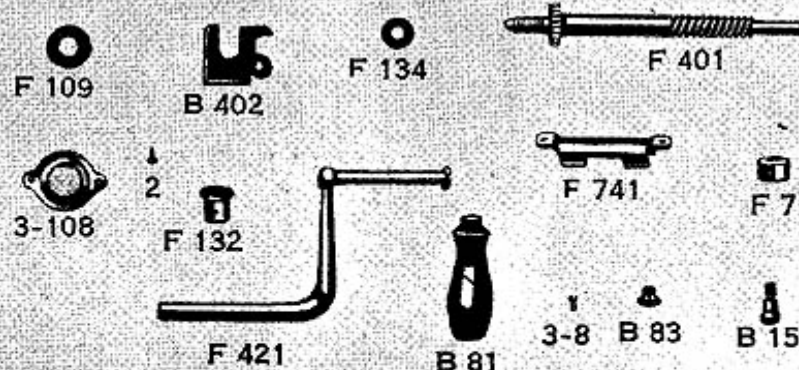
REGULATOR UNIT



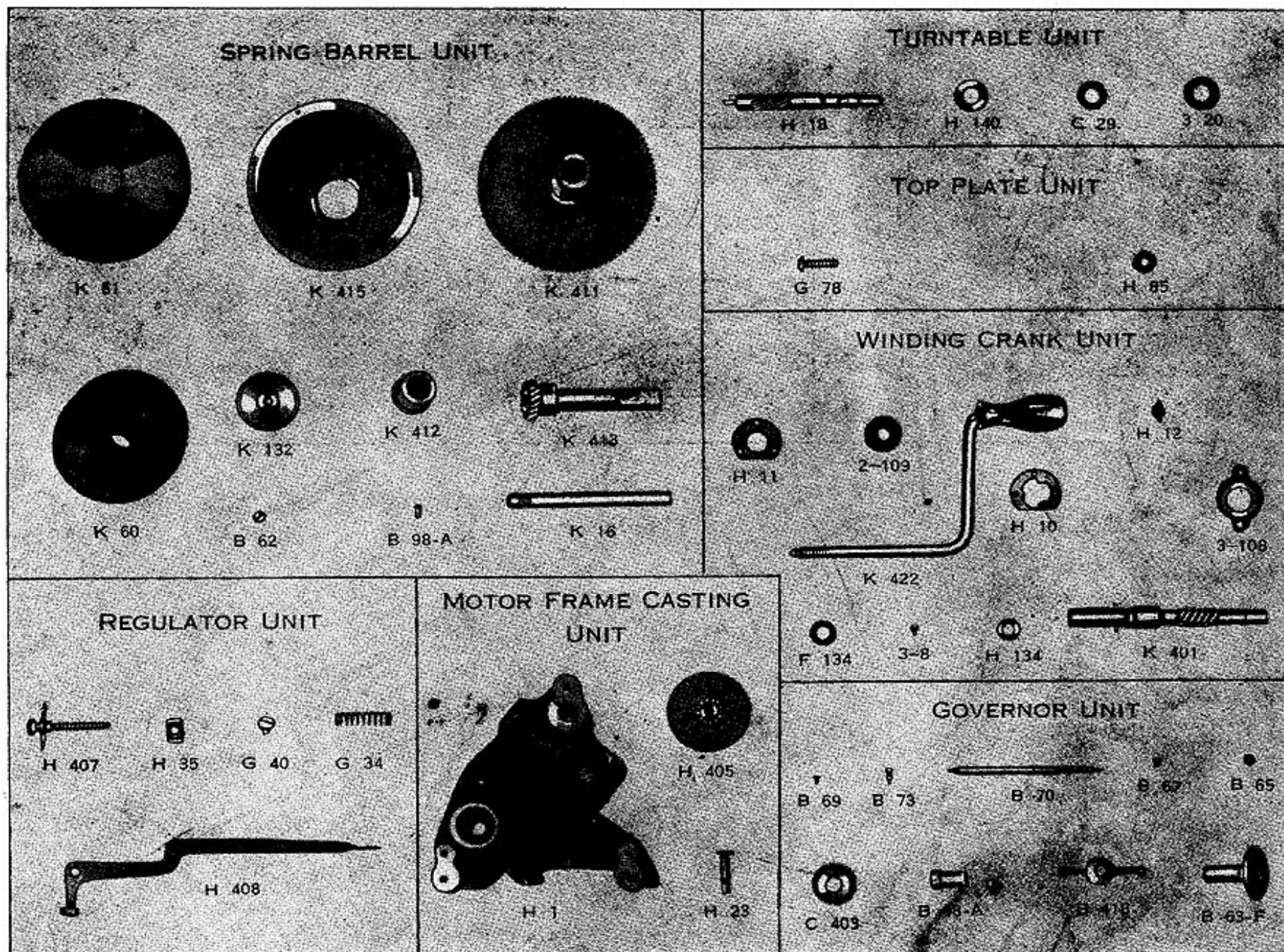
MOTOR FRAME CASTING UNIT



WINDING CRANK UNIT



Repair Parts for Type "K" Motor



Order by Code Number and Description

Tone Arm Unit

Parts for Single and Double Ultona Arms For Die Cast Arms Only


- T307 Balance Arm Washer, N. P. \$.05 or G. P.
- T308 Sliding Screw, N. P. or G. P.
- T316 Automatic Stop Trip, N. P. \$.15 or G. P.
- T317 Lock Nut for Locking Screw, N. P. or G. P.
- T319 Pivot Bearing Locking Screw
- T321 Tone Arm Pivot Bearing Screw
- T322 Small Lock Screw for Tone Arm Base, N. P. or G. P.
- T323 Balance Arm Screw, N. P. \$.02 or G. P.
- T324 Telescope Arm Locking Screw, N. P. or G. P.
- T325 Balance Arm Weight
- T328 Tone Arm Base, N. P. \$.95 or G. P.
- T358 Balance Arm, N. P. \$1.60 or G. P.
- T359 Main Arm Elbow, N. P. \$1.35 or G. P.
- T365 Front Elbow, N. P. \$.70 or G. P.
- T367 Tone Arm Clip, N. P. \$.02 or G. P.
- TA500A Complete Tone Arm, N. P., with No. 12 Stop Handle
- TA500A Complete Tone Arm, G. P., with No. 12 Stop Handle
- 3 Screw for attaching Tone Arm to Cabinet, N. P.
- 4 Screw for attaching Tone Arm To Cabinet, G. P.

For Brass Arms Only


Same parts as used on die casted arm except that they are listed TA.

- TA376 Counter Weight Spring for Balance Arm Weight
- TA379 Friction Lock Spring
- TA500B Complete Tone Arm, N. P.
- TA500B Complete Tone Arm, G. P.

NOTE: Tone arms not sold unless the old parts of your present ones are returned to our branch that serves you. Parts T and TA, 328, 359, 365 and 358 will not be shipped to dealers. Return your complete tone arm and a new one will be sent at the price of the broken parts. If necessary to replat your tone arm charges will be assessed. See page 31.



Turntables and Covers




Turntable Cardboards



F430—10-inch
Turntable, N. P.
only.


Furnished with
covers if desired
for the additional
cost of the cover.



No. 5—10-inch Green Felt Cover
No. 5—12-inch Green Felt Cover
No. 5—12-inch Green or Grey Plush Cover

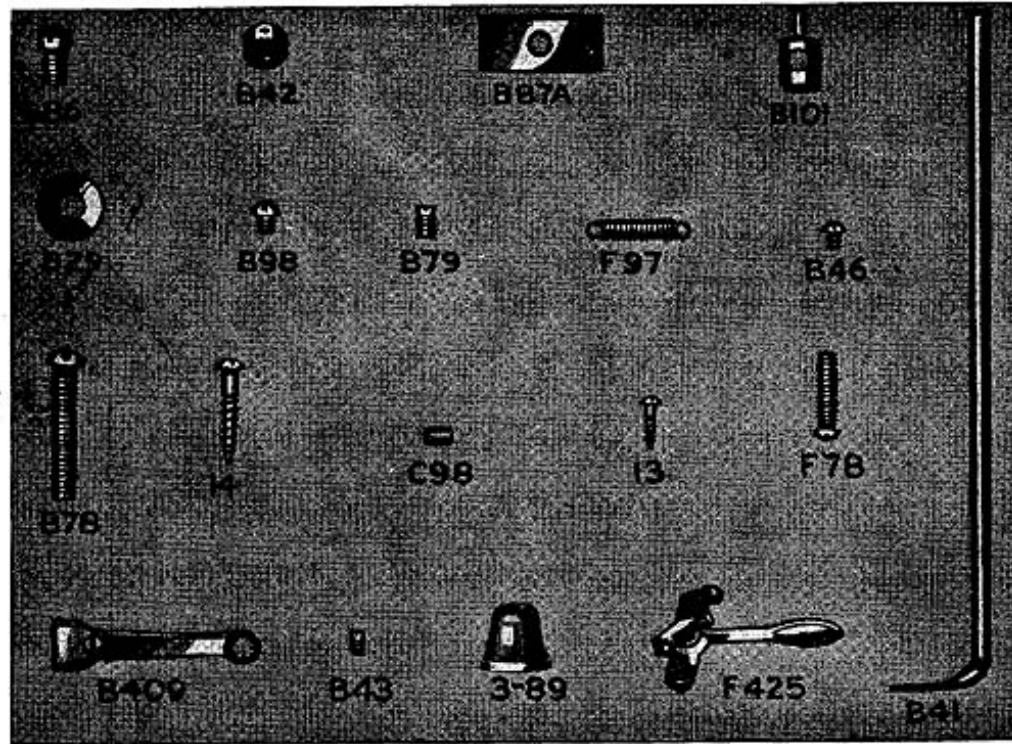
Winding Cranks

- | | | | |
|--------|--|--|---|
| 2-422 | Winding Crank complete,
For use with No. 2 motor only. | SP422B | Winding Crank complete, G. P.
For use on Cambridge model. |
| 3-421 | Winding Crank and Screw, N. P. | SP421 | Winding Crank and Screw, G. P. |
| 3-422 | Winding Crank complete, N. P.
For use with No. 3 motor. | SP422 | Winding Crank complete, G. P.
For use on Stratford model. |
| 3-421 | Winding Crank and Screw, G. P. | SP421E | Winding Crank and Screw, G. P. |
| 3-422 | Winding Crank complete, G. P.
For use with No. 4 motor. | SP422E | Winding Crank complete, G. P.
New Style. For use on Stratford model. |
| B421 | Winding Crank and Screw, G. P. | SP421D | Winding Crank and Screw, N. P. |
| B422 | Winding Crank complete, G. P.
For use with B motor on models
117-217-122-127-135 only. | SP422D | Winding Crank complete, N. P.
For use on Raleigh model. |
| SP421A | Winding Crank and Screw, N. P. | F421 | Winding Crank and Screw, N. P. |
| SP422A | Winding Crank complete, N. P.
For use with C motor on the
Queen Anne model. | F422 | Winding Crank complete, N. P.
For use on 101 Portable model. |
| 3-421 | Winding Crank and Screw, N. P. | C421 | Winding Crank and Screw, G. P.
For use on BR100 model. |
| 3-422 | Winding Crank complete, N. P.
For use with D motor on York,
210 and BR35 models. | C422 | Winding Crank complete, G. P.
For use on BR100 model. |
| E80 | Winding Crank and Screw, N. P. | SP421F | Winding Crank and Screw, G. P.
For use on BR160 model. |
| E422 | Winding Crank complete, N. P.
For use with E motor on 105,
Royal and BR30 models. | SP422F | Winding Crank complete, G. P.
For use on BR160 model. |
| C421 | Winding Crank and Screw, N. P. | C421 | Winding Crank and Screw, An-
tique Brass.
For use on BR260 and BR360
models. |
| C422 | Winding Crank complete, N. P.
For use with models 200, 207
and 212. | C422 | Winding Crank complete, An-
tique Brass.
For use on BR260 and BR360
models. |
| SP421G | Winding Crank and Screw, G. P. | *NOTE—2-422 furnished complete only.
Complete Cranks include B81 Handle and
B83 Screw. | |
| SP422C | Winding Crank complete, G. P.
For use on Colonial and Tudor
models. | | |
| SP421B | Winding Crank and Screw, G. P. | | |




B430—12-inch Turntable (With short Hub)
Nickel Plated, Gold Plated,

Top Plate and Automatic Stop Units



C425

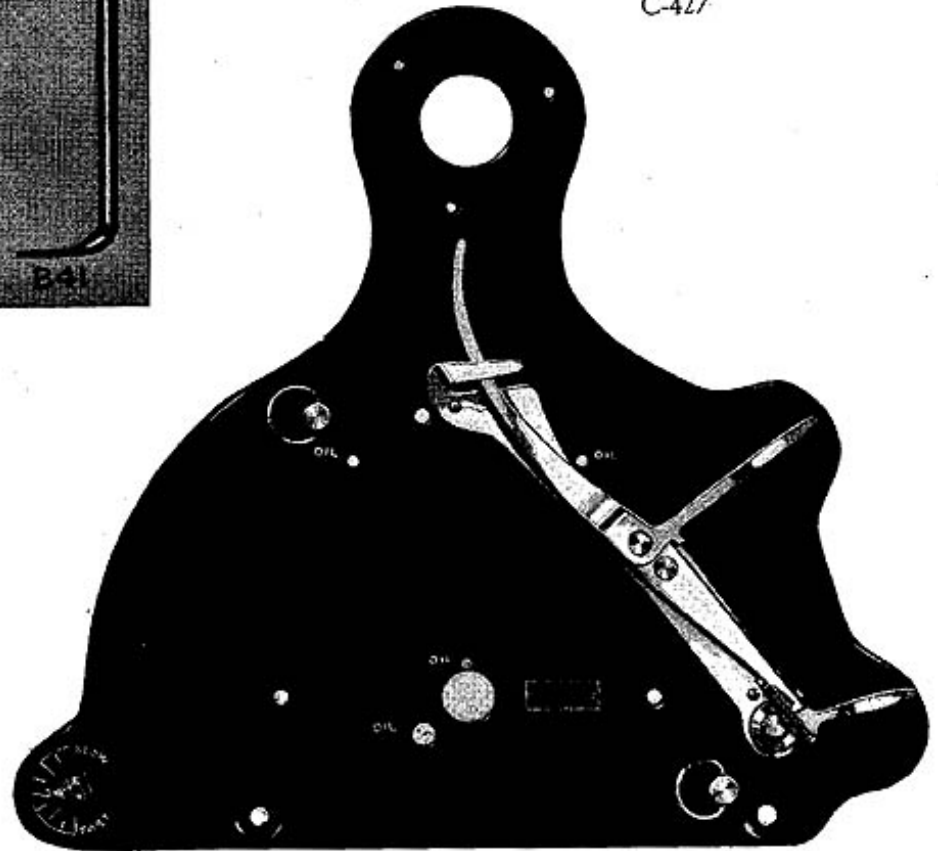


C-427



No. 7—Automatic Stop

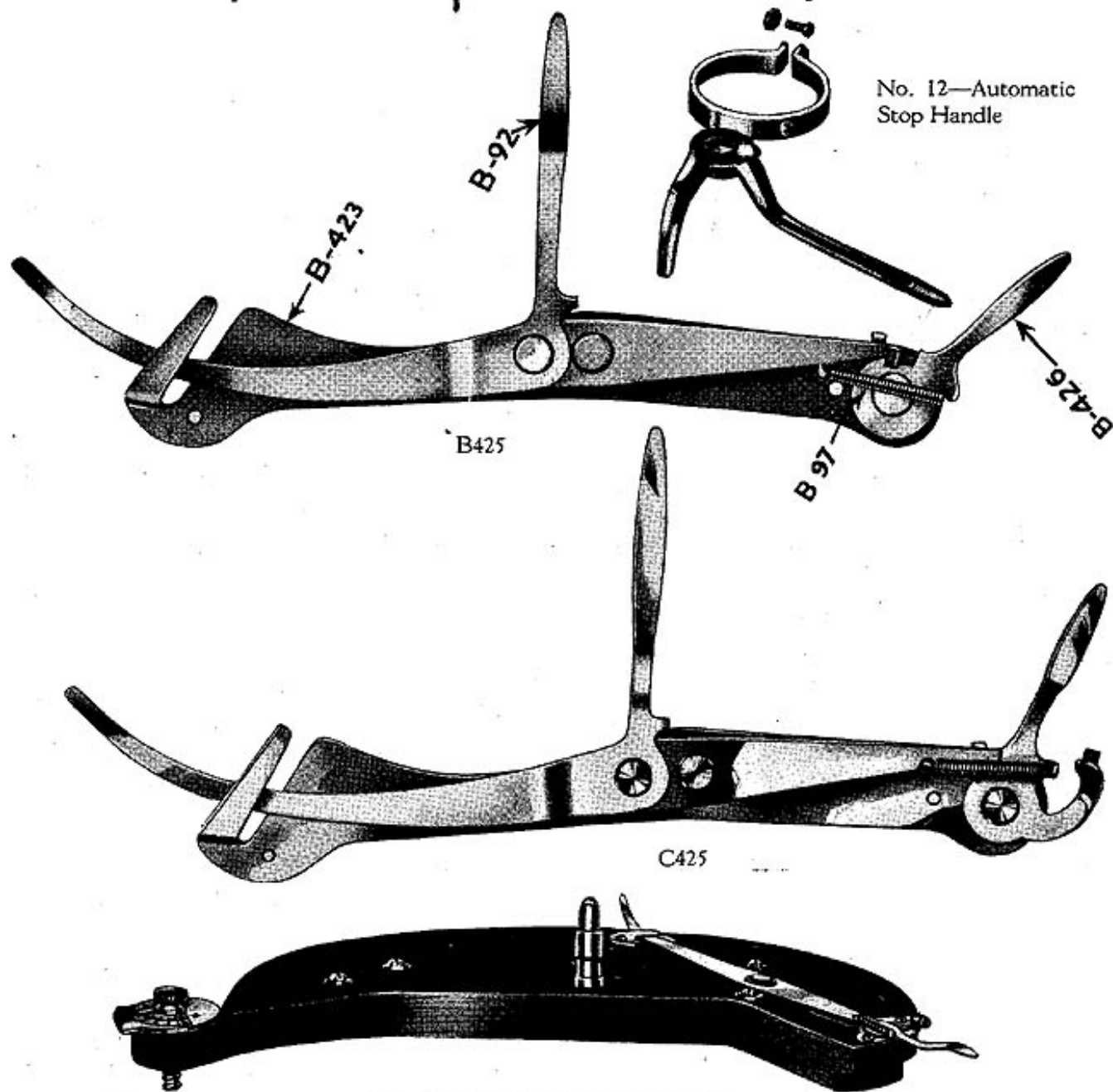
- No. 7—Automatic Stop
- No. 8—Automatic Stop Spring,
- No. 9—Automatic Stop Leather,
- No. 10—Automatic Stop Handle Screw
- No. 11—Automatic Stop Handle Nut




B427

- 6 Wooden Motor Board (for 2, 3 and 4 motors)
- 7 Automatic Stop, N. P. (for 2, 3 and 4, C, D and E motors)
- 7 Automatic Stop, G. P. (for 4 and C motors)
- 10 Automatic Stop Handle Screw (for 2, 3 and 4; C, D and E motors)
- 11 Automatic Stop Handle Nut (for 2, 3 and 4; C, D and E motors)
- 12 Automatic Stop Handle, G. P. (for 4 and C motors)
- 12 Automatic Stop Handle, N. P. (for 2, 3 and 4; C, D and E motors)
- 13 Automatic Stop Screws (for 2, 3 and 4 motors)
(To fasten stop to wooden motor board)
- 14 Motor Board Screw (used with 2-3-4 motors with wooden motor board)
- B29 Motor Screw Washer (for B motor)
- B41 Brake Rod (for B motor)
- B42 Brake Rod Collar (for B motor)
- B43 Brake Rod Screw (for B motor)
- B46 Brake Arm Screw (for B motor)
- B78 Motor Board Screw (used with 3-84 board and B, C, D and E motors)
- B79 Brake Rod Trip Screw (for B motor)
- B86 Top Plate Screw (for B, C, D and E motors)
- B87A Cabinet Motor Nut (for B, C, D and E motors)
- *B92 Automatic Trip Arm (for B motor)
- B97 Automatic Stop Spring (for B motor)
- B98 Automatic Stop Screw (for B, C, D and E motors)
- B101 Brake Rod Trip (for B motor)
- B409 Brake Arm with Felt (for B motor)
- B420 Lift Rings and Knobs (for B motor)
- *B423 Automatic Stop Plate (for B motor)
- B424 Metal Motor Board with Lift Rings and Knob (for B motor)
- B425 Automatic Stop, G. P. (for B motor)
- *B426 Automatic Starting Lever (for B motor)
- B427 Metal Motor Board with Automatic Stop and Lift Rings and Knob (for B motor)
- *C89 Automatic Stop Plate (for C, D and E motors)
- *C90 Automatic Stopping and Starting Lever N. P. (for C, D and E motors)
- *C90 Automatic Stopping and Starting Lever G. P. (for C, D and E motors)
- C97 Automatic Stop Spring (for C, D and E motors)
- C98 Automatic Stop Brake Leather (for C, D and E motors)
- C425 Automatic Stop, N. P. (for C, D and E motors)
- C425 Automatic Stop, G. P. (for C, D and E motors)
- C427 Metal Motor Board (for C, D and E motors)
- F78 Motor Board Screw (for F motor)
- F97 Automatic Stop Spring (for F motor)
- F425 Turntable Stop, N. P. (for F motor)
- 3-84 Metal Motor Board (for No. 3 motor)
- 3-89 Metal Spacer Bushing (used with 3-84 board)

Top Plate and Automatic Stop Units




* For replacements, send your old complete Stop to our branch that serves you.



Repair Parts for Tone Arm for Portable Phonographs

No.	Description	Net All Dealers	No.	Description	Net All Dealers
*T331	Main Elbow Casting.....		T338	Tension Washer.....	
*T332	Tone Arm Tube.....		T354	Stop Screw.....	
*T333	Front Elbow.....		T364	Set Screw.....	
*T334	Tone Arm Base.....		*T502	Tone Arm Only Assembled	
*T335	Base Sleeve.....		F740	Tone Arm Clip.....	

NOTE—We do not sell parts marked * (star) unless you send complete tone arm to our branch for adjustment.



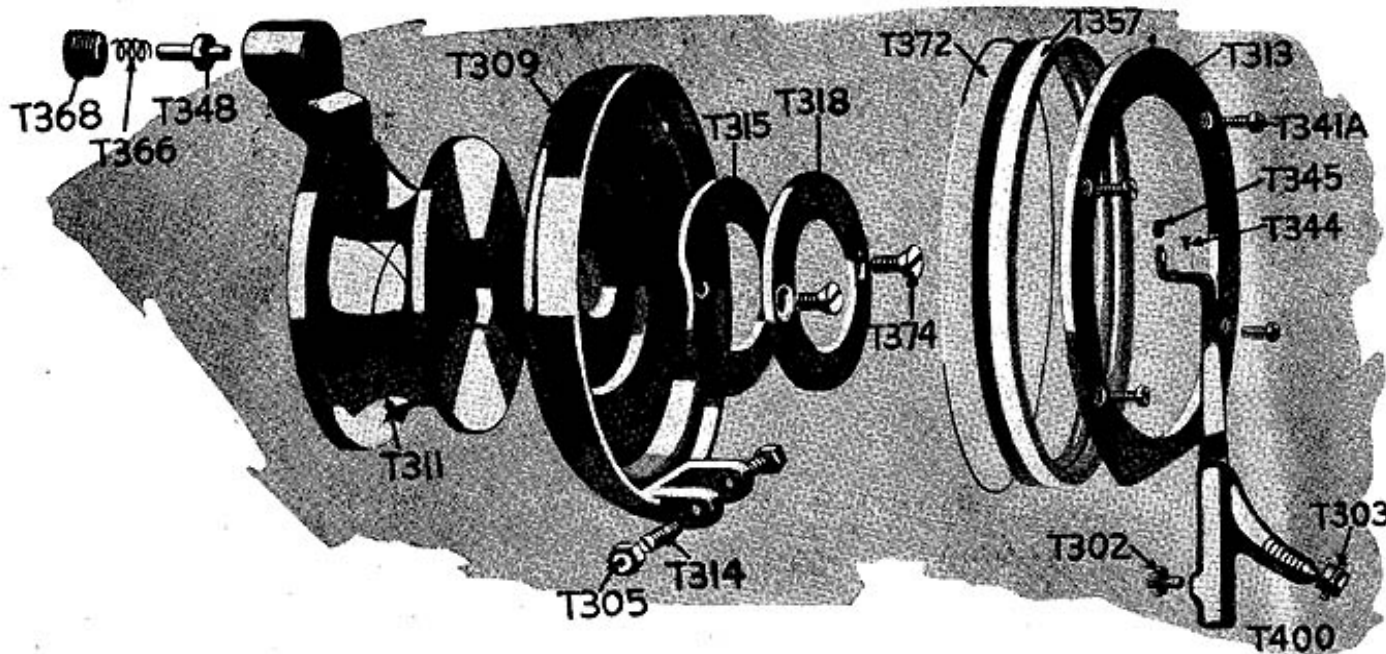
Repair Parts for Reproducer for Portable Phonographs

No.	Description	Net All Dealers	No.	Description	Net All Dealers
T302	Needle Thumb Screw.....		T344	Diaphragm Screw.....	
T330	Sound Box Screw.....		T345	Diaphragm Washer.....	
T339	Sound Box Casting.....		T346	Stylus Bar Mounting Screw.....	
T340	Sound Box Ring.....		T347	Stylus Bar Spring.....	
T341	Screw for Sound Box Ring.....		T500	Stylus Bar Assembled Complete.....	
T342	Rubber Tubing Gasket.....		*T501	Reproducer Assembled Complete.....	
T343	Mica Diaphragm 2 1-6 in. dia.....				

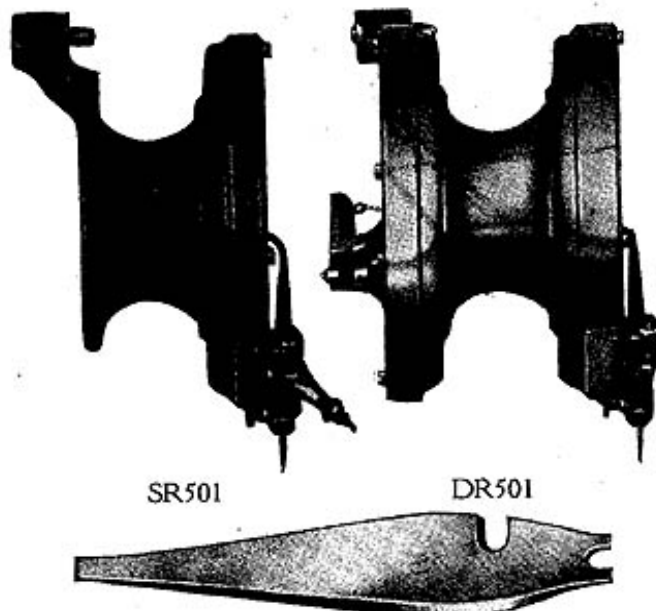
*Not sold unless your old Reproducer is sent to our Branch

Reproducer Unit

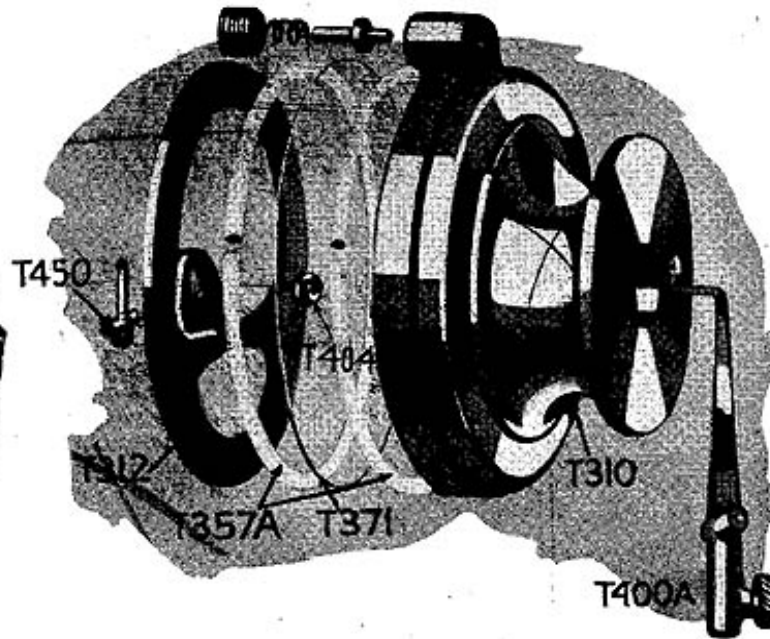
Repair Parts for Single Ultona Reproducer



- T302 Thumb Screw.....
 - T303 Lock Nut.....
 - T305 Lock Nut for Pivot Screws.....
 - T309 Sound Box.....
 - T311 Swivel Casting.....
 - T313 Sound Box Ring.....
 - T314 Stylus Bar Pivot Screws.....
 - T315 Tension Spring Washer.....
 - T318 Tension Spring Washer Ring.....
 - T341 Sound Box Ring Screws (oval head).....
 - T341A Sound Box Ring Screws (fillister head).....
 - T344 Diaphragm Screw.....
 - T345 Diaphragm Washer.....
 - T348 Lock Pin.....
 - T357 New Double Rubber Gasket..
 - T366 Lock Pin Spring.....
 - T368 Screw for Lock Pin.....
 - T372 Mica Diaphragm.....
 - T374 Tension Spring Ring Screws..
 - *T400 Stylus Bar with Screw and Lock Nut.....
 - T345 Diaphragm Washer.....
 - SR501 Single Ultona Reproducer.....
 - DR501 Double Ultona Reproducer....
- *Sold assembled only



SP702 Ultona Wrench,



Repair Parts for Double Ultona Reproducer

Same parts used as for Single Ultona Reproducer but omit T309, T311 and add the following:

- T310 Diamond Point Sound Box...
 - *T312 Diamond Point Ring.....
 - T357A Rubber Gasket.....
 - *T371 Mica Diaphragm for Diamond Point Side.....
 - T400A Stylus Bar with Screw.....
 - *T404 Cord and Lock Nut and Fibre Washer for Diamond Point Stylus.....
 - †T401 Diamond Float.....
 - xT450 Diamond Point Stylus with Diamond Slug.....
- x Not furnished separate. Send T401 to our branch that serves you for repairs.
 † Consists of T312, T450, T404, T371.

Lid Support Unit



No. 17— $\frac{1}{2}$ -inch No. 6
Round Head Screw to
fasten Lid Support to Lid
Nickel Plated
Gold Plated,

- No. 15—Lid Support, N. P.....
- SP1010 N. P. Right-hand Automatic Lid Support.....
- SP1009 N. P. Left-hand Automatic Lid Support.....
- SP744B Light Spring for Automatic Lid Support.....
For Models 200, 207, 210 and 212
- SP1009A G. P. Left-hand Automatic Lid Support.....
- SP1010A G. P. Right-hand Automatic Lid Support.....
- SP744A Heavy Spring for Automatic Lid Support.....
For Colonial, Cambridge, Tudor, Stratford and
Chippendale.
- SP1009B N. P. Left-hand Automatic Lid Support.....
- SP1010B N. P. Right-hand Automatic Lid Support.....
- SP744B Light Spring for Automatic Lid Support.....
For Royal, Raleigh, York, Queen Anne and
Eton.
- SP755 Cotter Pin for Lid Supports.....
- SP752 Screw for adjusting Lid Supports, N. P.....
G. P.....


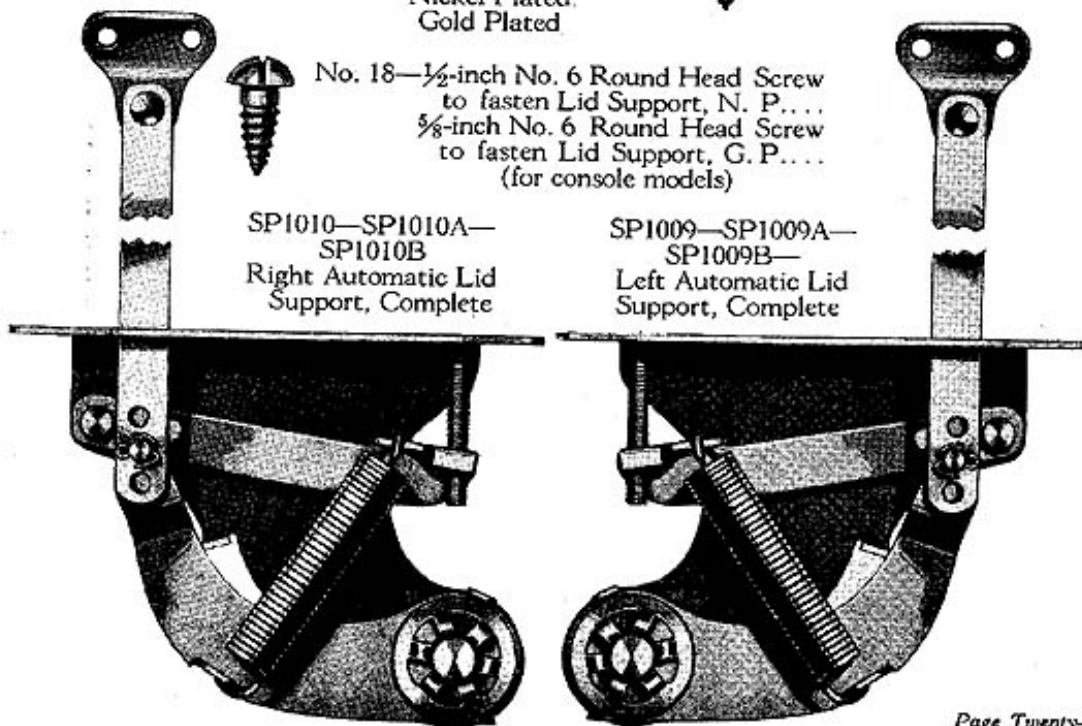
No. 19— $\frac{3}{4}$ -inch No. 5
Round Head Screw to
fasten Lid Support Plates
to Cabinet
Nickel Plated,
Gold Plated



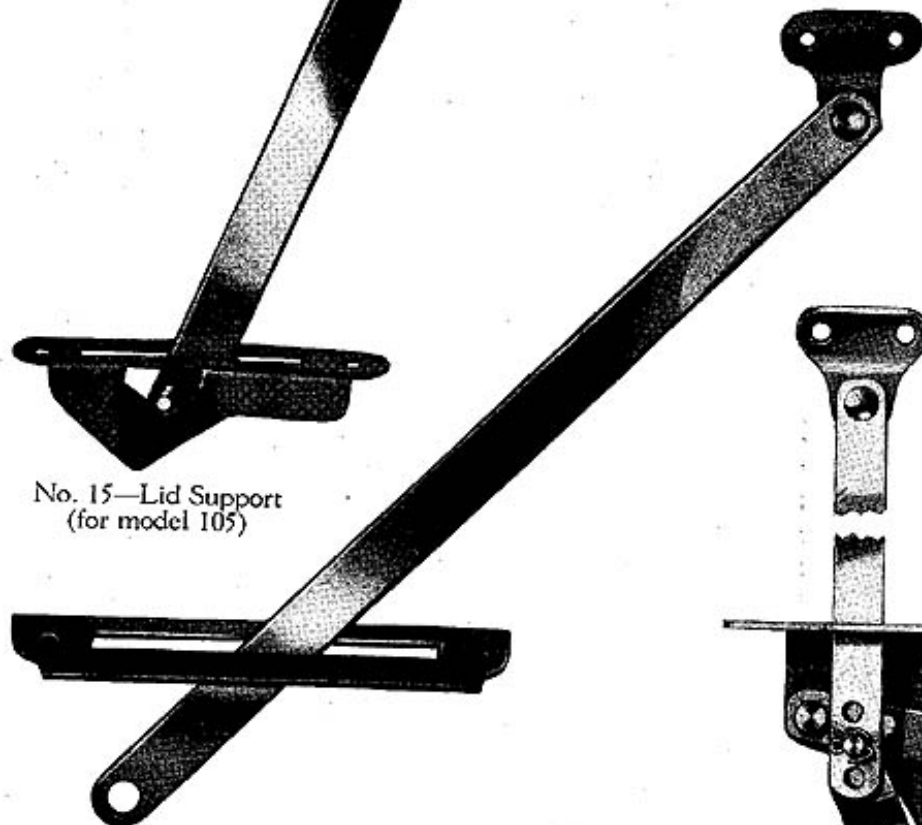
No. 18— $\frac{1}{2}$ -inch No. 6 Round Head Screw
to fasten Lid Support, N. P....
 $\frac{5}{8}$ -inch No. 6 Round Head Screw
to fasten Lid Support, G. P....
(for console models)

SP1010—SP1010A—
SP1010B
Right Automatic Lid
Support, Complete

SP1009—SP1009A—
SP1009B—
Left Automatic Lid
Support, Complete



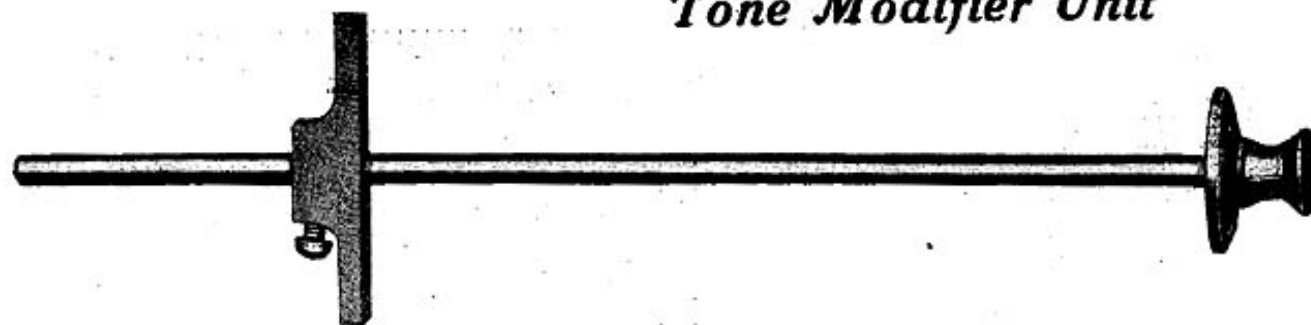
No. 15—Lid Support
(for model 105)



No. 16—Lid Support
(for upright models)

Nickel Plated,
Gold Plated,

Tone Modifier Unit



No. 20—Casting for Rod

No. 21—Tone Modifier Rod


Nickel Plated,
Gold Plated,



No. 22—Tone Modifier Block

New Style Tone Modifier Rod

See Numbers and Prices Below



SP704—Tone Modifier Yoke,

- | | | |
|---------|--|---------------------------------------|
| SP1000A | G. P. Tone Modifier Rod only, without escutcheon | (for Chippendale) |
| SP1000B | G. P. Tone Modifier Rod only, without escutcheon | (for 117, 120, 122, 127, 135 and 217) |
| SP1000C | N. P. Tone Modifier Rod only, without escutcheon | (for Raleigh) |
| SP1000D | N. P. Tone Modifier Rod only, without escutcheon | (for No. 212) |
| SP1000F | G. P. Tone Modifier Rod only, without escutcheon | (for Tudor) |
| SP1000G | G. P. Tone Modifier Rod only, without escutcheon | (for Stratford) |
| SP1000H | G. P. Tone Modifier Rod only, without escutcheon | (for Old Style Stratford) |
| SP1000 | N. P. Tone Modifier Rod only, without escutcheon | { for 200, 207 and 210 |
| SP1000 | G. P. Tone Modifier Rod only, without escutcheon | { for Royal, York, Queen Anne) |
| SP1000E | N. P. Tone Modifier Rod only, without escutcheon | (for Cambridge) |
| | | (for 105) |



SP710A—Tone Modifier
Escutcheon
Nickel Plated,
Gold Plated,



No. 23— $\frac{1}{4}$ -inch No. 3
Oval Head Tone Modifier
Escutcheon Screw
Nickel Plated,
Gold Plated,



No. 24—Tone Modifier
Escutcheon Screws
Nickel Plated,
Gold Plated,



No. 25—Tone Modifier
Yoke Screws,



SP706—Tone Modifier
Nut for end of Rod,




SP707—Tone Modifier
Lock Washer
(for end of Rod),




SP756—For 105 Model
Tone Modifier
Escutcheon
Felt Washer,

Miscellaneous Cabinet Trimmings and Hardware



No. 26—Needle Cup Holder, Mahogany or Oak,



No. 27—Socket,




No. 28—Ball Bearing
Caster for Model No. 135,



No. 29—Door Knob for
Raleigh
Mahogany or Walnut,




SP738—Open




SP739 Closed Complete

SP738—N. P. Open Needle Cup, - -
 SP738—G. P. Open Needle Cup, - -
 SP740—N. P. Cover for Needle Cup,
 SP740—G. P. Cover for Needle Cup,
 SP739—Brass Bottom of 2-Piece Cup,



No. 31—Caster, Ball
Bearing
Nickel or Gold,



No. 30—Drawer Front
Brace for Nos. 117, 120,
122, 127, 212 and 217
Models,



SP726—Drawer Plate for
Nos. 117, 120, 122, 127,
212 and 217 Models,



No. 32—
 $\frac{3}{8}$ -inch Small
Felt Lid Discs,



No. 33—
 $\frac{1}{2}$ -inch Large
Felt Lid Discs,



SP736—Drawer Stop Pin
for Nos. 117, 120, 122,
127, 212 and 217 Models,

Parts for No. 101 Portable Model




No. 49—Hinge, N. P.,



No. 52—Corner Braces,
N. P.,



No. 54—Snap,



No. 55—Lock,



No. 57—Pocket Tab
for upper center section
of Record Container
Black or Brown,




No. 58—Snap Tab
for upper left and
right corners of
Record Container,



No. 53—Handle Clamp,



No. 51—Knees for
Corners, N. P.,




No. 50—Clip to hold
Record Container, N. P.,



No. 56—Key,

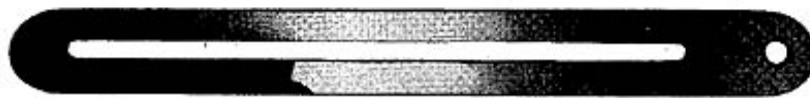


No. F-739



No. F-410

F-410—Needle Cup Holder, Nickel Plated .
F-739—Needle Cup, Nickel Plated



F746—Stay Arm,



No. 59—Handle with
Rings,

Rivets

Rivets, for fastening knees, tabs, handles, etc., to Portable, sold only in dozen lots in sizes as follows:

	Size of Head	Length	Price per dozen
No. 60	8-16 in.	6-16 in.	
No. 61	7-16 in.	3-16 in.	
No. 62	6-16 in.	2-16 in.	
No. 63	12-16 in.	3-16 in.	
No. 64	4-16 in.	3-16 in.	
No. 65	10-16 in.	6-16 in.	
No. 66	3-16 in.	8-16 in.	